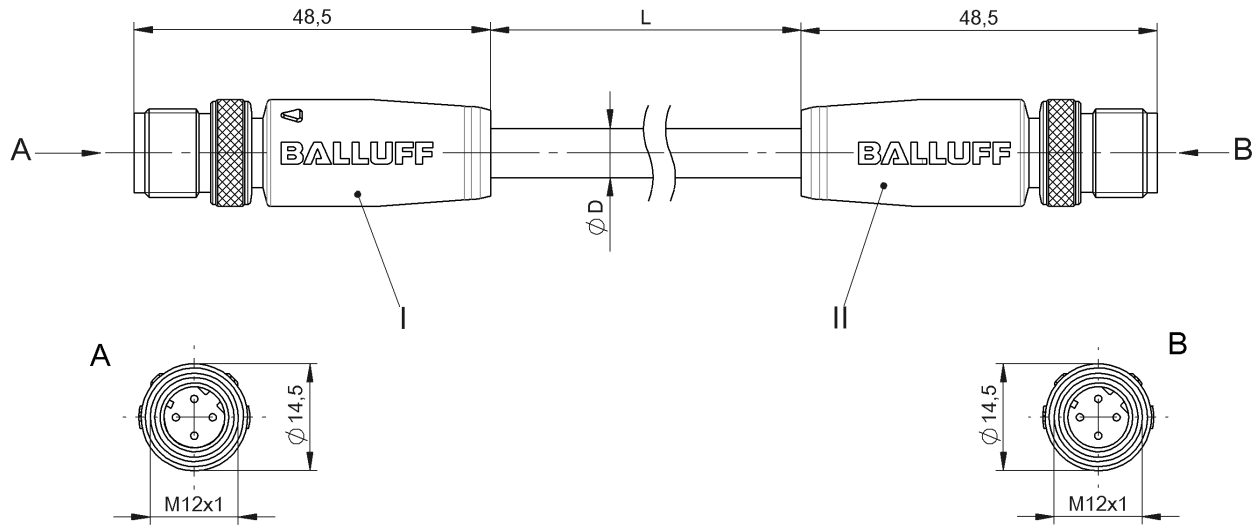


Double-Ended Cordsets  
**BCC M414-M414-6D-331-PS54N2-040**  
**Order Code: BCC0JFH**

**BALLUFF**



**Basic features**

<b>Application</b>	Profinet , CAT 5
<b>Approval/Conformity</b>	CE cULus WEEE

**Electrical connection**

<b>Bending radius min., fixed cable</b>	5 x D
<b>Bending radius min., flexible cable</b>	15 x D
<b>Cable</b>	PUR Shielded Green, 4 m, drag chain compatible
<b>Cable diameter D</b>	6.70 mm ±0.30 mm
<b>Cable, bending cycles min.</b>	2 mil.
<b>Cable, note</b>	Profinet Type C, CAT 5E by IEC 61156-6
<b>Conductor cross-section</b>	22 AWG
<b>Connection 1</b>	M12x1-Male, straight, 4-pin, D-coded
<b>Connection 2</b>	M12x1-Male, straight, 4-pin, D-coded
<b>Number of conductors</b>	4
<b>System</b>	Molded/Molded

**Electrical data**

<b>Operating voltage Ub</b>	60 VDC
<b>Rated current (40 °C)</b>	1.5 A
<b>Transfer rate</b>	10/100 Mbit/s

**Environmental conditions**

<b>Cable temperature, fixed routing</b>	-40...80 °C
<b>Cable temperature, flexible routing</b>	-20...60 °C
<b>IP rating</b>	IP67/IP67

**Material**

<b>Cable jacket material, note</b>	Shielded
<b>Cable jacket, material</b>	PUR
<b>Cable shield</b>	Aluminum foil and copper braid
<b>Material contact carrier</b>	PUR/PUR
<b>Material contacts</b>	Brass/Brass
<b>Material cover nut</b>	Brass nickel-plated/Brass nickel-plated
<b>Material grip</b>	PUR/PUR

**Mechanical data**

<b>Acceleration max., drag chain</b>	2 m/s <sup>2</sup>
<b>Cable jacket, color</b>	Green
<b>Cable length L</b>	4.00 m
<b>Cable properties</b>	drag chain compatible
<b>Horizontal travel permitted, drag chain</b>	5 m
<b>Tightening torque pigtail</b>	0.6 Nm/0.6 Nm
<b>Traverse speed max., drag chain</b>	200 m/min
<b>Vertical travel permitted, drag chain</b>	5 m

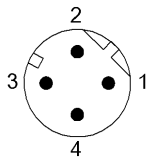
Double-Ended Cordsets  
**BCC M414-M414-6D-331-PS54N2-040**  
Order Code: **BCC0JFH**



Remarks

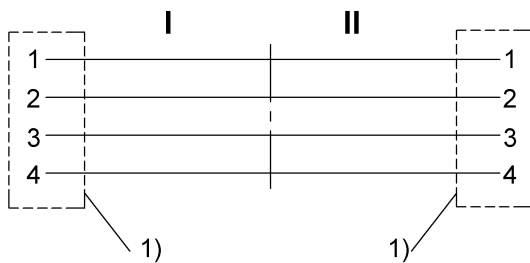
Cable construction acc. to UL-AWM Style 20549  
Halogen-free per DIN VDE 0472 Part 815  
Silicone-free  
Flame resistance acc. to FT1  
Enclosure rating per IEC 60529, only in screwed state with the associated mating piece.  
360° shield on cover nut

Connector Drawings



I , II  
PIN 1: yellow  
PIN 2: white  
PIN 3: orange  
PIN 4: blue

Wiring Diagrams



1) Shield on cover nut